

A FAMILY BUSINESS COMMITTED TO QUALITY AND EFFICIENCY

# BEE LINE

APIARIES & WOODENWARE



*Our saw cuts = Your price cuts*



# 2013

BEEKEEPING SUPPLIES CATALOG

## Dear Beekeeper

With the ebb and flow of human experience, needs and opportunities converge to make changes and these in turn ripple out to effect friends, family, and—you guessed it—customers. Okay, so much for waxing poetic. The facts are, we are moving our operation to Michigan. Through some very good beekeeping friends, we found out about a very nice six-acre property with a 23,000 square foot steel building on it. It turned out to be a very good deal and, to make a long story short, we will be moving our entire facility and center of activity to southern Michigan, half way between Three Rivers and Mendon along M-60. This, of course means more efficiency. More efficiency should mean better service. More labor should mean quicker turn around time. It will take a while to work the bugs out, but by January 1st, we expect to be ready for the new busy season and will be shipping your orders from Michigan.

About a year ago, we established a second branch in Washington State. It is up and going well; with the coming season, we hope to provide more of our catalog products there and develop service similar to our eastern branch. Dealership interest is welcome.

Those preferring to order online, may do so at [www.honeybeehabitat.com](http://www.honeybeehabitat.com).

We look forward to another year of partnering with you in the effort to keep bees in an increasingly challenging environment.

—Jonathan R. Showalter

## Index

### Beekeeping Tools

Frame Assembly Jig .....	28
Hive Tool .....	29
Smoker .....	29

### Bees

Packaged Bees .....	20
Nucs .....	20

### Books

Assembly Instructions .....	29
First Lessons in Beekeeping .....	29

### Foundation

100% Beeswax .....	21
Pierco .....	21

### Hardware

Eyelets and Eyelet Punch .....	26
Frame Spacer .....	26
Hive Staples .....	27
Nails for Assembly .....	27
Support Pins .....	26
Wire and Spur Embedder .....	26

### Medication and Health

Amino B Booster .....	23
Essential Oil Pack .....	22
Honey B Healthy .....	23
Mite Away II .....	23
Protein Pack .....	22
Sugar Patty .....	22

### Protective Clothing

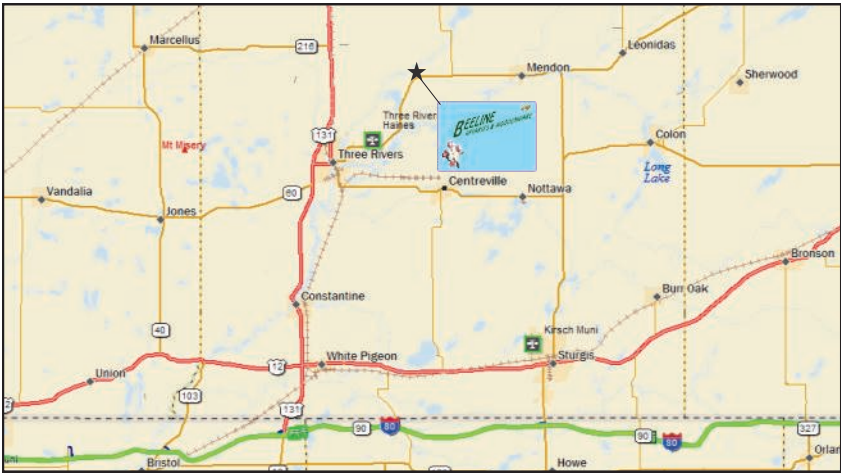
Bee Jacket .....	25
Bee Suit .....	24
Bee Veil .....	25
Gloves .....	25

### Woodenware

Bottom Boards	
Reversible .....	15
Screened .....	14
Deep Hive Body .....	10, 11
Double Screen .....	10
Economy Nuc .....	17
Entrance Reducer .....	14
Feeders	
Division Board Feeder .....	10
Double Division Board Feeder .....	10
Entrance Feeder .....	9
Top Feeder .....	9
Formic Rims and Spacer .....	15
Foundation .....	21
Frames .....	16
Hive Kit .....	19
Inner Covers	
Raised Panel .....	8
Flat-sided .....	8
Screened .....	8
Lids	
Telescoping .....	7
Migratory .....	7
Medium Super .....	12
Mini Mating Nuc	
Single-Compartment Mini-Mating Nuc .....	18
Four-Compartment Mini-Mating Nuc .....	19
Pollen Trap .....	18
Queen Excluder .....	15
Shallow Super .....	13
Starter Kit .....	20
Top Bar Hive .....	17

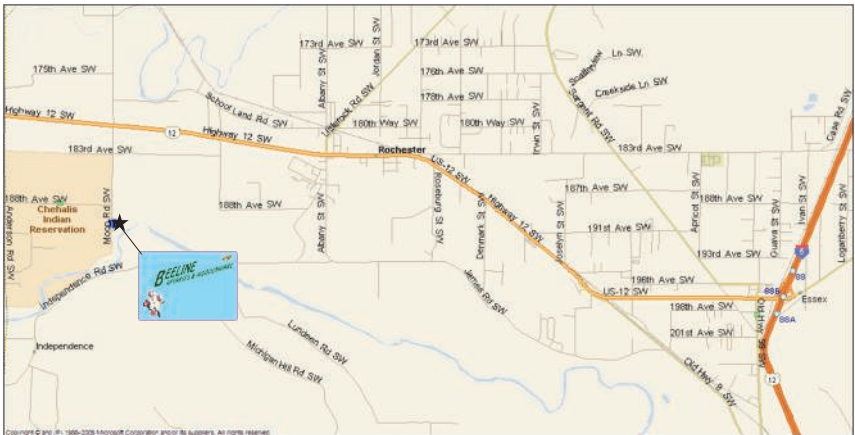
Where in the World Are We?

Mendon, MI



From I-80 Exit 121 at Sturgis, take IN Rt. 9/MI Rt. 66 North 18 miles to Rt. 60. Turn Left. Go 7 miles to Beeline Apiaries on right. (entrance off Parkville Rd.)

Rochester, WA



From Exit 88 on I-5, take Hwy 12 West approx. 6.7 miles. Turn LEFT (South) onto Moon Rd SW. Go 1 mile to Beeline Apiaries on the right.

## What's this stuff like?

We'll describe our products as honestly as we can and hope your purchase matches your expectations. Want something we don't offer? Custom projects and modifications will be considered.

**How about our frames?** We have designed and fabricated state-of-the-art equipment for producing frames. We are now able to offer a fine quality frame for \$.83 low volume price. (See page 16 for description and quantity pricing.) Assembled and waxed frames are also available on a custom order basis.

**Rabbets or finger joints—what are the advantages?** Our corner joints on 10-frame and 8-frame boxes can be rabbeted or finger joint (also called box joint). We are told that rabbeted corners are easier to assemble and weather better because they do not have as much end grain exposed and no flat surfaces for water to remain. Also, the rabbeted joint allows machine work only on four ends of panels per box as opposed to machine work on eight ends of panels as in the case of a finger joint box. Hence we offer rabbeted joint at a cheaper price.

Finger joint gives stronger construction and the classic beehive appearance. Our finger-joint machine will make exact tight joints every time. You will not be disappointed.

It's your choice. We are prepared to accommodate your needs and interests either way.

**Any tips for fastening?** We recommend several methods for fastening the rabbeted corners of our boxes. One, staple both ways using 7/16" crown by 1 1/2" leg the one way and 2" leg the other. Two, use nails in the same way. Use 6d coated sinkers the one way and 8d sinkers the other way. Three, use dry wall screws in the same way. About 1 1/2" the one way and 2" the other. And four, predrill and use galvanized deck screws of reasonable length one or both ways. Of course, gluing will always enhance any of these methods.

Our finger joints are not predrilled. With white

pine, splitting does not seem to be a problem and nailing or screwing can be done successfully without predrilling.

**What if we assemble?** We will be glad to put your equipment together. We use jigs and methods that ensure a square and correct finished product. We use 7/16" crown coated staples with lengths of 2" and 1 1/2" for the boxes. If gluing is desired, add \$.80 per box; however, in most cases, the end grain of one piece would be glued to the cross grain of the other piece making a very weak glue joint at best.

Keep in mind that assembly adds considerable bulk to a job and adds complications to shipping. We are willing to ship assembled and painted equipment but there will be extra shipping cost.

**Can we paint, too?** Absolutely. We will attempt to give you the most economic quality job possible. We are using a good grade of block-out primer and a semi-gloss latex with a 15 year warranty for a second coat. We spray boxes and feeders on the stack which means that the upper and lower surfaces do not get painted. You may paint those surfaces if you want them painted. Lids and bottom boards get complete first coats. Sides and exposed surfaces are given a second coat. Since inner covers are usually not exposed we do not offer painting.

We use white unless otherwise specified. We can do any other color using Wal-Mart's color chips for reference. However we will charge an extra \$25 per color per job for the extra labor required in getting and handling the special color.

We will try to allow plenty of drying time before shipping your painted product but it is impossible to ensure that they will come through with no damage. Latex painted surfaces will stick to each other for quite some time after the pieces have been painted and when it does, it can pull the paint on one of the pieces. We will try to pack to minimize this problem as well as chaffing damage. If

you desire touch up paint we can arrange to send some along.

Because of the greater mess and drying time, we will not use oil base paints.

## What about the grades?

You have a choice of three grades. These grades are dictated primarily by wood quality. Milling defects also play a small part in determining the grade.

**Select** is as near to perfect as we can humanly and practically get it. There will be no knots of consequential size. Splits or milling defects are not allowed at time of milling. Some variation in the width of box panels, especially in the deep hive bodies can occur. This is largely due to unavoidable shrinkage after milling. Handholds may have a little chipping at the end.

For **Commercial** our objective is structural soundness. There will be no holes or potential holes, splits of great significance (short splits are

passed), or milling defects. We attempt to keep knots at least 1 1/2" from nailing areas (ends of box side panels) but can make no guarantees. Knots, sometimes rather large, are allowed within the panel and on the edges as long as they are structurally sound.

We attempt to turn the best face out and pass it by commercial standards. Missing knots on the inside of the edges are permitted as long as half of the thickness of the panel is sound. We try to miss knots when we put in handholds.

Again, there may be some variation in panel width due to post-milling shrinkage.

**Budget** is everything else that is useful. This grade may contain milling defects and large knots, but we try to keep them out of the nailing areas. The majority will make a very sound and economic piece of equipment.

Since we generate this grade by grading down from better grades, we may have a limited supply.

## How can I order and get it to me?

- Place your order by phone MI—269-496-7001, WA—360-280-5274 or fax MI—269-496-7005 using the order form provided, or by email MI—beeline@abcmailbox.net, WA—hjweaver@emypeople.net. Please provide phone, e-mail, and address information.
- We expect a 50% down payment on orders over \$500 payable to Beeline Apiaries. We accept cash, check, or credit card payment.
- After 30 days from invoice date, the bill will be subject to a finance charge of 1.5% per month.
- Orders can be picked up at our facility on appointment or they can be shipped to you.
- We are using FedEx Ground for smaller boxed orders, and for palletized shipments, whichever LTL shipping company offers the best rate to your location.
- We do not use shipping as a way to make money; however, neither do we want to lose money. We calculate shipping charges as simply and accurately as we can: FedEx's charge plus a charge to cover box, label, and tape cost, fuel surcharges, miscellaneous shipping charges, and labor to do the packing and labeling to ensure that your order will get to you in as small a box as possible and in good condition. Likewise, several fees apply to palletized shipments. We do not bury shipping expense in our product prices. Products are priced for the material, labor, overhead, and profitability that they entail excluding any shipping considerations. Shipping and handling include only what is entailed in shipping. Pallet Fees (ask for our *Pallet Fee Policy*) will be charged for orders that are palletized, including

## How can I order and get it to me?— cont.

orders that are picked up, for which the customer requests palletizing.

- With the best of efforts in our stock-picking, we can still miss parts. If this occurs, give us a call, and we will take care of the issue according to our return policy. Call if you want more information on this policy.
- Call for quotes on shipping. We don't want you to be surprised by a big shipping bill when the box comes. You may want to check the dealer-

ship list on p. 30, 31 to see whether you could drive for your wares.

- On the accompanying price charts, the yellow cells indicate items that we attempt to keep in stock. If your order contains non-stock items we may need to backorder part or all of the order till we can complete non-stock items. If this is the case, allow a minimum of two weeks.
- Large orders may require four weeks or more, especially in peak season.

## Can I be a dealer?

We are interested in establishing a number of dealerships across the country. These dealerships can be temporary (one time order for one year) or more permanent (standing yearly dealership status). Each come under the same policy. We strongly

recommend associations, clubs, bee schools, etc. to pool their order for a "dealership" status. A primary objective for a dealership network is to cut shipping costs for the end customer. See p. 30, 31 for a list of our dealers. Call us for more information.

## How can I make sense out of these prices?

On the next pages are descriptions, photographs and pricing for 10-frame equipment, 8-frame equipment, and 5-frame nuc equipment. If there is a quality or quantity category that we do not have priced here, call for price if available.


To find the price for the item you want follow these steps.:

- Step 1:** What kind of product do you want? (lid, inner cover, bottom board, etc.) Find that section.
- Step 2:** What frame size do you want? (10-frame, 8-frame, or 5-frame)?
- Step 3:** What grade do you want (select, commercial, or budget)?
- Step 4:** Do you want unassembled, assembled, or painted?
- Step 5:** What quantity do you want?
- Step 6:** Bring all these together to the correct cell for the correct price.

It will also be helpful to know the meaning of the color coding:

- Low volume, unassembled prices are in red, assembled and painted, green; and high volume, blue.
- The yellow cells indicate items that we attempt to keep in stock and should be readily available.
- Plain cells indicate items that we provide at no additional cost but may require more time before we can fill your order.
- Green cells are specialty items. These are not in high demand and require special time and setup to produce. Therefore their price needs to be higher.
- Light red shaded background is 10-frame, light yellow is 8-frame, and light blue is 5-frame.

**All prices subject to change without notice.**



## Telescoping Lid

A 3 inch wide skirt with rabbetted corners makes these lids heavier and harder to blow off. 3/8" plywood with a cover of .019 white aluminum forms a weatherproof top. This aluminum is pre-bent with a 1" drop on the sides and overlapping tabs on the corners to prevent leaking. 8-frame and 5-frame lids will not be bent on one side.

10-Frame	Select		Commercial				Budget			
	CAT #	<25	CAT #	<25	25-49	50-99	100-499	CAT #	<25	25-49
Unassembled	TLUS	16.51	TLU	14.36	13.64	12.92	12.21	TLUB	13.64	12.96
Assembled	TLAS	19.82	TLA	17.23	16.37	15.51	14.65	TLAB	16.51	15.69
Painted	TLPS	23.78	TLP	20.68	19.64	18.61	17.58	TLPB	19.96	18.96

8-Frame	Commercial		
	CAT #	<25	25+
Unassembled	TLU8	13.64	12.96
Assembled	TLA8	16.37	15.55
Painted	TLP8	19.64	18.66

5-Frame (nuc)	Commercial		
	CAT #	<25	25+
Unassembled	TLU5	12.28	11.66
Assembled	TLA5	14.73	14.00
Painted	TLP5	17.68	16.80

## Migratory Lid

The main part of this lid is made of tongue-and-groove. The end cleats fasten these together in a 1/4" deep groove with 1 3/4" for a skirt and 1/2" above. Another piece fastens flat-wise to the top. This piece also has a 1/4" thick lip to come out over the skirt pieces. This eliminates the crack that would allow water into the ends of the tongue-and-groove pieces. We recommend using long nails or 2" staples through that 1/4" lip and down through the end to bind it all together so that the skirts do not break off so quickly. Aluminum for the center area is available: \$2.24 unassembled, \$3.36 assembled.

10-Frame	Select		Commercial				Budget			
	CAT #	<25	CAT #	<25	25-49	50-99	100-499	CAT #	<25	25-49
Unassembled	MLUS	10.13	MLU	8.10	7.70	7.29	6.89	MLUB	6.89	6.54
Assembled	MLAS	12.15	MLA	9.72	9.23	8.75	8.26	MLAB	8.51	8.08
Painted	MLPS	14.58	MLP	11.66	11.08	10.50	9.91	MLPB	10.45	9.93



8-Frame	Commercial		
	CAT #	<25	25+
Unassembled	MLU8	12.70	7.31
Assembled	MLA8	15.24	8.77
Painted	MLP8	18.28	10.53



## Raised Panel Inner Cover

Standard raised-panel style with about 1/8" recess on the one side and 3/8" on the other side. Corners are tenoned and plywood is 1/4" luann with the standard cutout in the center for a bee escape. Corners are glued when we assemble.



10-Frame	Select			Commercial				Budget		
	CAT #	<25	CAT #	<25	25-49	50-99	100-499	CAT #	<25	25-49
Unassembled	ICUS	7.34	ICU	5.87	5.58	5.28	4.99	ICUB	5.28	5.02
Assembled	ICAS	8.81	ICA	7.04	6.69	6.34	5.99	ICAB	6.46	6.13

8-Frame	Commercial		
	CAT #	<25	25+
Unassembled	ICU8	5.58	5.30
Assembled	ICA8	6.69	6.36

5-Frame (nuc)	Commercial		
	CAT #	<25	25+
Unassembled	ICU5	5.28	4.77
Assembled	ICA5	6.34	5.72


## Flat-sided Inner Cover

Heavy duty inner cover with fully-lapped corners and 3/8" plywood. One side is completely flat. The other side has a 3/8" recess. Standard cutout for bee escape in center. Corners are glued when we assemble.



10-Frame	Commercial			Budget		
	CAT #	<25	25-49	CAT #	<25	25-49
Unassembled	FSICU	7.74	7.35	FSICUB	6.97	6.62
Assembled	FSICA	9.29	8.82	FSICAB	8.51	8.09

## Screened Inner Cover



A real tool for moving bees and ventilating. Consists of a 1" frame covered with 1/8" mesh screen. 3/8" strips fastened on the sides of the screen side of the cover provide upper entrance for winter when turned upside down. Though available unassembled, we recommend assembled to ensure maximum strength and satisfaction.

10-Frame	Commercial			
	CAT #	<25	25-49	50-99
Unassembled	SCU	n/a	6.09	5.77
Assembled	SCA	7.69	7.31	6.92

8-Frame	Commercial		
	CAT #	<25	25-49
Unassembled	SCU8	10.05	5.79
Assembled	SCA8	12.06	6.94

5-Frame (nuc)	Commercial		
	CAT #	<25	25-49
Unassembled	SCU5	9.52	5.21
Assembled	SCA5	11.42	6.25



With each compartment holding one gallon, this two compartment feeder sits on top of the hive boxes, just under the inner cover. Bees access the feeding area through an open slot that runs cross-ways in the middle. After syrup is poured into compartments, slow to sink pine slatted floats can be placed on top of the syrup, preventing drowning. Or you can choose screen to cover the center bee slot and allow bees to suck syrup through screen holes. The bottom is recessed 1/8" to minimize rocking on burr comb left on the top bars of the box below it. When we assemble, seams will be caulked to ensure that it is leak-proof. Interior seams will need to be waxed for greater longevity. If we paint, this wax coating on interior seams is also included.

## Top Feeder



10-Frame	Select		Commercial				Budget				
	CAT #	<25	CAT #	<25	25-49	50-99	100-499	CAT #	<25	25-49	50-99
Unassembled	TFUS	15.28	TFU	12.22	11.61	11.00	10.39	TFUB	11.00	10.45	9.90
Assembled	TFAS	19.09	TFA	15.28	14.51	13.75	12.98	TFAB	14.05	13.35	12.65
Painted	TFPS	23.87	TFP	19.09	18.14	17.18	16.23	TFPB	17.87	16.98	16.08
Slatted Floats (pair)	Use Commercial		TF-SF	2.41	2.29	2.17	2.05	Use Commercial			
Screen	Use Commercial		TF-SC	3.09	2.94	2.78	2.63	Use Commercial			

Screen



Slatted Floats



8-Frame	Commercial			5-Frame (nuc)	Commercial		
	CAT #	<25	25-49		CAT #	<25	25-49
Unassembled	TFU8	11.61	11.03	Unassembled	TFU5	11.00	9.93
Assembled	TFA8	14.51	13.79	Assembled	TFA5	13.75	12.41
Painted	TFP8	18.14	17.23	Painted	TFP5	17.18	15.51
Slatted Floats (pair)	TF-SF8	2.29	2.18	Slatted Floats (pair)	TF-SF5	2.17	1.96
Screen	TF-SC8	2.94	2.79	Screen	TF-SC5	2.78	2.51

## Entrance Feeder

This standard entrance feeder comes with a narrow-mouth jar lid and fits in a 3/4 inch hive entrance. Jar not included.



CAT #	<50	50-99	100+
EF	2.93	2.78	2.64

## Division Board Feeder

Same width as a frame, this masonite feeder fits comfortably in 5-frame nucs as well as regular hive bodies. It is sealed with caulk and wax, includes a float to avoid drowning, and holds three quart of syrup. Medium and shallow also available.

CAT #	<25	25-49	50-99	100-499	500
DBFDA	6.25	5.94	5.63	5.31	5.00



## Double Division Board Feeder

Turn your hive body into a double nuc. This is the true division board feeder that will completely separate the sides from each other. Like the above feeder it is also masonite, sealed with caulk and wax, and includes floats to avoid drowning. Holds three quart of syrup in each compartment. Medium and shallow also available

CAT #	<25	25-49
DDBFA	12.02	11.42

is also masonite, sealed with caulk and wax, and includes floats to avoid drowning. Holds three quart of syrup in each compartment. Medium and shallow also available



## Double Screen

Uses the screened inner cover design described on page 8 with the additions of a second screen on the other side, a 3/8" strip on the entire edge of the bottom and a 3/8" strip around 3 edges of the top to allow for an entrance of a top colony. Useful for running a two queen colony and in some splitting methods.



8-Frame	Commercial		
	CAT #	<25	25-49
Unassembled	DSU8	14.39	8.28
Assembled	DSA8	17.99	10.36

10-Frame	Commercial		
	CAT #	<25	25-49
Unassembled	DSU	9.18	8.72
Assembled	DSA	11.48	10.90

5-Frame (nuc)	Commercial		
	CAT #	<25	25-49
Unassembled	DSU5	13.63	7.46
Assembled	DSA5	17.04	9.32

## Box Descriptions

Our supers and deeps are all made the same. Each have rabbeted or finger joint corners, 5/8" frame rests, and deep profiled, uppercut handholds that are easy to grip and allow water to run off the bottom. Supers can be purchased in 2 sizes: 5 3/4" (shallow) and 6 5/8" (midwestern or Illinois). Hive Bodies are 9 1/2". 7 5/8 (three quarter) supers are available on special order.



Our finger joints are precision-cut to make a deliberately tight fit. When properly assembled these corners are as rot resistant as finger joints can be. Since rabbeted joint does not take as much time to produce or specialized equipment we offer them for about \$.50 cheaper.



## Deep Hive Bodies (9 1/2")



10-Frame Rabbet	Select		Commercial						Budget			
	CAT #	<50	CAT #	<50	50-99	100-499	500-999	1000+	CAT #	<50	50-99	100-499
Unassembled	DRUS	14.55	DRU	11.64	11.06	10.48	9.89	9.31	DRUB	9.89	9.40	8.90
Assembled	DRAS	16.73	DRA	13.39	12.72	12.05	11.38	10.71	DRAB	11.64	11.06	10.48
Painted	DRPS	19.24	DRP	15.39	14.62	13.85	13.08	12.32	DRPB	13.65	12.97	12.28

10-Frame Finger (box)	Select		Commercial						Budget			
	CAT #	<50	CAT #	<50	50-99	100-499	500-999	1000+	CAT #	<50	50-99	100-499
Unassembled	DFUS	15.18	DFU	12.14	11.53	10.93	10.32	9.71	DFUB	10.32	9.80	9.29
Assembled	DFAS	17.45	DFA	13.96	13.26	12.56	11.87	11.17	DFAB	12.14	11.53	10.93
Painted	DFPS	20.07	DFP	16.06	15.25	14.45	13.65	12.84	DFPB	14.23	13.52	12.81

8-Frame Rabbet	Select		Commercial						Budget			
	CAT #	<50	CAT #	<50	50-99	100-499	500-999	1000+	CAT #	<50	50-99	100-499
Unassembled	DRUS8	18.25	DRU8	11.06	10.51	9.95	9.40	8.85	DRUB8	9.40	8.93	8.46
Assembled	DRAS8	20.98	DRA8	12.72	12.08	11.45	10.81	10.17	DRAB8	11.06	10.51	9.95
Painted	DRPS8	24.13	DRP8	14.62	13.89	13.16	12.43	11.70	DRPB8	12.97	12.32	11.67

8-Frame Finger (box)	Select		Commercial						Budget			
	CAT #	<50	CAT #	<50	50-99	100-499	500-999	1000+	CAT #	<50	50-99	100-499
Unassembled	DFUS8	19.03	DFU8	11.53	10.96	10.38	9.80	9.23	DFUB8	9.80	9.31	8.82
Assembled	DFAS8	21.88	DFA8	13.26	12.60	11.94	11.27	10.61	DFAB8	11.53	10.96	10.38
Painted	DFPS8	25.17	DFP8	15.25	14.49	13.73	12.96	12.20	DFPB8	13.52	12.85	12.17

5-Frame (nuc) Rabbet*	Select		Commercial						Budget			
	CAT #	<50	CAT #	<50	50-99	100-499	500-999	1000+	CAT #	<50	50-99	100-499
Unassembled	DRUS5	16.42	DRU5	9.95	9.45	8.96	8.46	7.96	DRUB5	8.46	8.04	7.61
Assembled	DRAS5	18.88	DRA5	11.45	10.87	10.30	9.73	9.16	DRAB5	9.95	9.45	8.96
Painted	DRPS5	21.72	DRP5	13.16	12.50	11.85	11.19	10.53	DRPB5	11.67	11.09	10.50

\* 5-frame nuc equipment not available in finger joint.

## Medium Super (6 5/8")

Also called Midwestern or Illinois



10-Frame Rabbit	Select		Commercial						Budget			
	CAT #	<50	CAT #	<50	50-99	100-499	500-999	1000+	CAT #	<50	50-99	100-499
Unassembled	MRUS	9.90	MRU	7.92	7.52	7.13	6.73	6.34	MRUB	6.73	6.40	6.06
Assembled	MRAS	11.39	MRA	9.11	8.65	8.20	7.74	7.29	MRAB	7.92	7.52	7.13
Painted	MRPS	13.09	MRP	10.47	9.95	9.43	8.90	8.38	MRPB	9.29	8.82	8.36

10-Frame Finger (box)	Select		Commercial						Budget			
	CAT #	<50	CAT #	<50	50-99	100-499	500-999	1000+	CAT #	<50	50-99	100-499
Unassembled	MFUS	10.53	MFU	8.42	8.00	7.58	7.16	6.74	MFUB	7.16	6.80	6.44
Assembled	MFAS	12.10	MFA	9.68	9.20	8.71	8.23	7.75	MFAB	8.42	8.00	7.58
Painted	MFPS	13.92	MFP	11.14	10.58	10.02	9.47	8.91	MFPB	9.87	9.38	8.89

8-Frame Rabbit	Select		Commercial						Budget			
	CAT #	<50	CAT #	<50	50-99	100-499	500-999	1000+	CAT #	<50	50-99	100-499
Unassembled	MRUS8	12.41	MRU8	7.52	7.15	6.77	6.40	6.02	MRUB8	6.40	6.08	5.76
Assembled	MRAS8	14.28	MRA8	8.65	8.22	7.79	7.35	6.92	MRAB8	7.52	7.15	6.77
Painted	MRPS8	16.42	MRP8	9.95	9.45	8.96	8.46	7.96	MRPB8	8.82	8.38	7.94

8-Frame Finger (box)	Select		Commercial						Budget			
	CAT #	<50	CAT #	<50	50-99	100-499	500-999	1000+	CAT #	<50	50-99	100-499
Unassembled	MFUS8	13.20	MFU8	8.00	7.60	7.20	6.80	6.40	MFUB8	6.80	6.46	6.12
Assembled	MFAS8	15.18	MFA8	9.20	8.74	8.28	7.82	7.36	MFAB8	8.00	7.60	7.20
Painted	MFPS8	17.45	MFP8	10.58	10.05	9.52	8.99	8.46	MFPB8	9.38	8.91	8.44

5-Frame (nuc) Rabbit*	Select		Commercial						Budget			
	CAT #	<50	CAT #	<50	50-99	100-499	500-999	1000+	CAT #	<50	50-99	100-499
Unassembled	MRUS5	11.17	MRU5	6.77	6.43	6.09	5.76	5.42	MRUB5	5.76	5.47	5.18
Assembled	MRAS5	12.85	MRA5	7.79	7.40	7.01	6.62	6.23	MRAB5	6.77	6.43	6.09
Painted	MRPS5	14.78	MRP5	8.96	8.51	8.06	7.61	7.16	MRPB5	7.94	7.54	7.15



## Shallow Super (5 11/16")

10-Frame Rabbet	Select		Commercial						Budget			
	CAT #	<50	CAT #	<50	50-99	100-499	500-999	1000+	CAT #	<50	50-99	100-499
Unassembled	SRUS	9.01	SRU	7.21	6.89	6.49	6.13	5.77	SRUB	6.13	5.86	5.52
Assembled	SRAS	10.36	SRA	8.29	7.88	7.46	7.05	6.63	SRAB	7.21	6.84	6.49
Painted	SRPS	11.92	SRP	9.54	9.06	8.58	8.10	7.63	SRPB	8.45	8.02	7.61

10-Frame Finger (box)	Select		Commercial						Budget			
	CAT #	<50	CAT #	<50	50-99	100-499	500-999	1000+	CAT #	<50	50-99	100-499
Unassembled	SFUS	9.64	SFU	7.71	7.32	6.94	6.55	6.17	SFUB	6.55	6.23	5.90
Assembled	SFAS	11.08	SFA	8.87	8.42	7.98	7.54	7.09	SFAB	7.71	7.32	6.94
Painted	SFPS	12.75	SFP	10.20	9.69	9.18	8.67	8.16	SFPB	9.04	8.59	8.14

8-Frame Rabbet	Select		Commercial					
	CAT #	<50	CAT #	<50	50-99	100-499	500-999	1000+
Unassembled	SRUS8	13.00	SRU8	6.85	6.51	5.89	5.24	4.66
Assembled	SRAS8	18.68	SRA8	7.88	7.48	6.73	6.03	5.36
Painted	SRPS8	21.49	SRP8	9.06	8.61	7.74	6.93	6.16

8-Frame Finger (box)	Select		Commercial					
	CAT #	<50	CAT #	<50	50-99	100-499	500-999	1000+
Unassembled	SFUS8	13.90	SFU8	7.32	6.96	6.26	5.60	4.98
Assembled	SFAS8	19.98	SFA8	8.42	8.00	7.20	6.44	5.73
Painted	SFPS8	22.98	SFP8	9.69	9.20	8.28	7.41	6.59

5-Frame (nuc) Rabbet*	Select		Commercial						Budget			
	CAT #	<50	CAT #	<50	50-99	100-499	500-999	1000+	CAT #	<50	50-99	100-499
Unassembled	SRUS5	12.31	SRU5	6.49	5.86	5.30	4.72	4.19	SRUB5	5.52	4.98	4.51
Assembled	SRAS5	14.16	SRA5	7.46	6.73	6.06	5.42	4.82	SRAB5	6.49	5.86	5.27
Painted	SRPS5	16.28	SRP5	8.58	7.74	6.97	6.24	5.54	SRPB5	7.61	6.87	6.18

## Entrance Reducer

This 3/4" x 3/4" entrance reducer can be used with our reversible bottom boards and our screened bottom boards. Turned one way gives a 3" long entrance. The other gives a 1" entrance.





10-Frame	CAT #	<25	25-49	50-99	100-499
	ER	<b>1.93</b>	1.83	1.74	1.65

8-Frame	CAT #	<25	25-49	50-99	100-499
	ER8	<b>1.83</b>	1.74	1.65	1.55

## Screened Bottom Board

Designed to be versatile, sturdy, and easy to use, this bottom board is stand alone. It needs no other bottom boards or add-ons to function. A 1/8" mesh screen covers the entire floor allowing for greatest ventilation and mite drop possible. 3/8" or 3/4" strips around three sides provide the entrance of your choice. A white vinyl-coated masonite tray slips in the back (or front if you specify) on a track below the screen to monitor mite drop. By using 1 3/8" stock for two interlocking frames we have achieved a very strong, durable construction. We recommend purchasing the assembled units because of the many pieces that make assembly difficult. Unassembled units are available only to the brave. Since it is not necessary to have a mite tray for every bottom board, they must be ordered separately.



10-Frame	Commercial				Budget		
	CAT #	<25	25-49	50-99	100-499	CAT #	<25
Unassembled	SBU	n/a	<b>14.53</b>	<b>13.76</b>	<b>13.00</b>	SBUB	<b>13.76</b>
Assembled	SBA	<b>19.11</b>	18.16	17.20	16.25	SBAB	<b>17.58</b>
Painted	SBP	<b>23.89</b>	22.70	21.50	20.31	SBPB	<b>22.36</b>
Mite Tray	SBT	<b>3.01</b>	2.86	2.71	2.56	Use Commercial	

8-Frame	Commercial		
	CAT #	<25	25-49
Unassembled	SBU8	n/a	<b>13.80</b>
Assembled	SBA8	<b>18.16</b>	17.25
Painted	SBP8	<b>22.70</b>	21.56
Mite Tray	SBT8	<b>2.86</b>	2.72

5-Frame (nuc)	Commercial		
	CAT #	<25	25-49
Unassembled	SBU5	n/a	<b>12.42</b>
Assembled	SBA5	<b>17.20</b>	15.52
Painted	SBP5	<b>21.50</b>	19.41
Mite Tray	SBT5	<b>2.71</b>	2.44

## Bottom Board




Standard reversible bottom board made of tongue-and-groove and providing for 3/4" or 3/8" entrances.

10-Frame	Select		Commercial					Budget			
	CAT #	<25	CAT #	<25	25-49	50-99	100-499	CAT #	<25	24-49	50-99
Unassembled	BBUS	12.34	BBU	9.87	9.38	8.88	8.39	BBUB	8.39	7.97	7.55
Assembled	BBAS	14.19	BBA	11.35	10.78	10.22	9.65	BBAB	9.87	9.38	8.88
Painted	BBPS	17.03	BBP	13.62	12.94	12.26	11.58	BBPB	12.14	11.53	10.93

8-Frame	Commercial		
	CAT #	<25	25-49
Unassembled	BBU8	9.38	8.91
Assembled	BBA8	10.78	10.24
Painted	BBP8	12.94	12.29

5-Frame (nuc)	Commercial		
	CAT #	<25	25-49
Unassembled	BBU5	8.44	8.02
Assembled	BBA5	9.70	9.22
Painted	BBP5	11.65	11.06



A metal queen excluder bound with metal on all edges.

## Queen Excluder

CAT #	Price
QE	6.67



Useful for hive management procedures requiring a spacer between hive parts, such as feeding or queen introduction.

## General Purpose Spacers

10-Frame	Commercial						Budget		
	CAT #	<25	25-49	50-99	100-499	500+	CAT #	<25	25-49
Unassembled	FSU	3.41	3.24	3.07	2.90	2.73	FSUB	2.90	2.75
Assembled	FSA	3.92	3.73	3.53	3.33	3.14	FSAB	3.41	3.24

## Frames



Standard wedged or grooved top bar frames available in 9 1/8" (deep), 6 1/4" (medium), and 5 3/8" (shallow) with grooved or split bottom bars. Assembled frames have glued and stapled corners. When assembled with waxed Pierco, black is used for the deep and white is used for medium and shallow frames. When assembled with real wax, pins or horizontal wires can be used (your choice). We are not responsible for wax breakage during shipping. We will ship frames assembled with wax at customer's request and risk.

		Commercial							
		CAT #			10-100	100-499	500-999	1000-4999	5000+
		Grooved Top bar/Grooved Bottom bar	Wedged Top bar/ Grooved Bottom bar	Wedged Top bar/ Split Bottom bar					
<b>Unassembled</b>	Deep	FDUGG	FDUWGH	FDUWSH	<b>0.83</b>	<b>0.79</b>	<b>0.75</b>	<b>0.71</b>	<b>0.66</b>
	Medium	FMUGG	FMUWGH	FMUWSH					
	Shallow	FSUGG	FSUWGH	FSUWSH					
Assembled Without foundation	Deep	FDAGG	FDAWGH	FDAWSH	<b>1.45</b>	1.38	1.31	1.23	1.16
	Medium	FMAGG	FMAWGH	FMAWSH					
	Shallow	FSAGG	FSAWGH	FSAWSH					
Assembled with waxed Pierco	Deep	FDAPGG	N/A	N/A	<b>1.66</b>	2.47	2.35	2.27	2.19
	Medium	FMAPGG	N/A	N/A	<b>2.51</b>	2.37	2.25	2.17	2.09
	Shallow	FSAPGG	N/A	N/A	<b>2.54</b>	2.40	2.28	2.20	2.12
Assembled with wax and pins	Deep	N/A	FDAWPWGH	FDAWPWSH	<b>2.94</b>	2.78	n/a	n/a	n/a
	Medium	N/A	FMAWPWGH	FMAWPWSH	<b>2.54</b>	2.40	n/a	n/a	n/a
	Shallow	N/A	FSAWPWGH	FSAWPWSH	<b>2.48</b>	2.34	n/a	n/a	n/a
Assembled with wax and wires	Deep	N/A	FDAWWWGH	FDAWWWSH	<b>4.11</b>	3.83	n/a	n/a	n/a

Buy frames without holes for less!!

*\$ .05 cheaper*

		Budget							
		CAT #			10-100	100-499	500-999	1000-4999	5000+
		Grooved Top bar/Grooved Bottom bar	Wedged Top bar/ Grooved Bottom bar	Wedged Top bar/ Split Bottom bar					
<b>Unassembled</b>	Deep	FDUGGB	FDUWGHB	FDUWSHB	<b>0.72</b>	<b>0.68</b>	<b>0.65</b>	<b>0.61</b>	<b>0.58</b>
	Medium	FMUGGB	FMUWGHB	FMUWSHB					
	Shallow	FSUGGB	FSUWGHB	FSUWSHB					
Assembled Without foundation	Deep	FDAGGBB	FDAWGHB	FDAWSHB	<b>1.34</b>	<b>1.27</b>	<b>1.21</b>	<b>1.14</b>	<b>1.07</b>
	Medium	FMAGGB	FMAWGHB	FMAWSHB					
	Shallow	FSAGGB	FSAWGHB	FSAWSHB					

Budget frames priced here consist of: Budget top bar, commercial or mill-run end bar, commercial bottom bar. All-budget (mill-run or commercial end bars if needed) frames at discount when available. Call for pricing for budget frames assembled with foundation.



◀ Close-up of top bar. View from bottom.



◀ Close-up of top bar. View from top.



◀ Close-up of bottom bar. View from bottom






## Economy Nuc (Lid, Deep, & Bottom Board)

If you purchase 5-frame nuc lids, deeps, and bottom boards separately you will get a narrow version of the 10 frame equipment described above. However, the economy nuc gives you a much cheaper and less permanent option for situations such as making up nucs to sell in which the nuc will probably soon be discarded. These economy nucs consist of a nuc hive body (side handholds included), a simple board with 3/4" strips on top to make an entrance for bottom board, and a simple migratory style lid made of a board with dropped lips front and back. The division board feeder on page 10 works well with these.

**Wider width: We found the 9 1/8" width to be dangerously narrow.**

	Select		Commercial						Budget			
	CAT #	<50	CAT #	<50	50-99	100-499	500-999	1000+	CAT #	<50	50-99	100-499
Unassembled	ENUS	18.58	ENU	16.16	15.35	14.54	13.74	12.93	ENUB	13.74	13.05	12.36
Assembled	ENAS	21.37	ENA	18.58	17.65	16.73	15.80	14.87	ENAB	16.16	15.35	14.54
Painted	ENPS	24.58	ENP	21.37	20.30	19.23	18.17	17.10	ENPB	18.95	18.00	17.05



## Top Bar Hive

It's the "thing" in beekeeping right now, but it seems to be a good thing. We are offering these 46" long, 28 frame top bar hive with the unique and versatile features of screened bottom board, mite tray, two follower boards, three entrances, aluminum covered roof, and frames that are interchangeable with a standard Langstroth hive. For the environmental-minded, research-inclined, or experimental oriented beekeeper, these hives offer an excellent option. Optional Division Board Feeder available.



	CAT #	Price
Unassembled	TBHU	130.00
Assembled	TBHA	162.50
Painted	TBHP	175.50
Feeder	TBHF	14.95



## Pollen Trap

Our pollen trap is designed for maximum trapping and versatility. Works best on bottom of hive.



### Features:

- 1) Drawer can be inserted from either side, allowing for palletized usage.
- 2) Weather proof drawer; pollen will not get wet.
- 3) Escape cones and plywood covered area keeps debris out of pollen
- 4) Removable trapping strip to switch from trapping to no trapping.
- 5) Entrance that stays the same for trapping and no trapping.
- 6) Works with clip pallets; no need to transport bees.

	CAT #	<25	25-49	50+
Assembled	PTA	56.98	54.13	51.28
Painted	PTP	68.38	64.96	61.54


## Single-Compartment Mini-Mating Nuc

A small frame mating single nuc. Designed similar to our economy nucs with an entrance designed to accommodate an entrance feeder or reducer. Order feeder separately. Choose between entrance feeder or division board type.



Choose between entrance feeder or division board type.

N/A in WA



	CAT #	<25	25-49	50 +
Unassembled	MMNU	12.10	11.50	10.89
Assembled	MMNA	16.94	16.09	15.25
Painted	MMNP	20.33	19.31	18.30
Entrance Feeder	EF	2.93	2.78	2.64
Division Board Feeder	MMNF	5.15	4.89	4.65

## Four-Compartment Mini-Mating Nuc



**Follower Board**



Choose between entrance feeder or division board type.

A four compartment mating nuc with small frames, this versatile unit is the same size as 10-frame boxes so that it can be stacked on top of another colony to pull comb, prevent wax moth, or facilitate other uses. Moveable dividers make it possible



to convert two quarter-compartments into one half-compartment. Comes with a migratory lid and bottom board constructed to isolate the quarters from each other. Entrances to accommodate feeders and reducers for each quarter are on different sides.

Feeders must be ordered separately. As an alternative to the entrance

feeders, we offer a double-compartment division board feeder. Made like the full sized feeders. See page 10 for description. Additional frames are also available.

N/A in WA

	CAT #	<50	50-99	100
<b>Unassembled</b>	4MMNU	55.00	52.25	49.50
<b>Assembled</b>	4MMNA	70.00	66.50	63.00
<b>Painted</b>	4MMNP	80.00	76.00	72.00
<b>Entrance Feeder</b>	EF	2.93	2.78	2.64
<b>Division Board Feeder</b>	4MMNF	9.95	9.45	8.98



### Included:

- 1 Telescoping Lid
- 1 Inner Cover
- 1 Finger Joint Medium
- 10 Medium Frames Assembled with Pierco
- 1 Finger Joint Deep
- 10 Deep Frames Assembled with Pierco
- 1 Screened Bottom Board
- 1 Screened Bottom Board Tray
- 1 Entrance Reducer
- 1 Entrance Feeder

### Hive Kit

	CAT #	Price
<b>Assembled</b>	HKA	113.57
<b>Painted</b>	HKP	124.18


Caught needing a hive to put your swarm or packaged bees in now? This kit is ready for the bees.

## Starter Kit

Get all you need to start beekeeping in one package! Choose assembled or painted. For the hobbyist that would rather not assemble but wants to lend his help to beleaguered bees. Great gift idea.

### 33 Items Included:

- 1 Telescoping Lid
- 1 Inner Cover
- 1 Finger Joint Medium
- 10 Medium frames assembled with Pierco
- 1 Finger Joint Deep
- 10 Deep frames assembled with Pierco
- 1 Screened Bottom Board
- 1 Screened Bottom Board Tray
- 1 Entrance Reducer
- 1 Entrance Feeder
- 1 Hive tool
- 1 Smoker
- 1 pair of Goatskin Gloves: **You specify size.**
- 1 Protector Bee suit: **You specify size.**
- 1 book: *First Lessons in Beekeeping*



	CAT #	Price
Assembled	SKA	219.41
Painted	SKP	229.48

## Packaged Bees

AVAILABLE IN WA AND PA ONLY\*

- 3 lb. Italian packages
- Pickup only in WA or PA
- Because we are dealing with nature and weather, we are not making guarantees about availability and dates.

	CAT #	Price
3 lb. packages	PB3	CALL

\*For PA customers, please contact Myron Showalter or Dennis Rhodeheaver (contact info on page 30)

## Nucs


AVAILABLE IN PA ONLY\*

- 2 frames of brood, one frame of resource (honey & pollen), two more frames
- Call for pickup arrangements (no shipping)
- May through October, as available
- Because we are dealing with nature and weather, we are not making guarantees about availability and dates.

	CAT #	Price
Use your nuc box	NUC	CALL
Use our nuc box	NUCB	CALL

\*For PA customers, please contact Myron Showalter or Dennis Rhodeheaver (contact info on page 30)

## 100% Beeswax Foundation



Using Dadant's wax-working program, we are able to provide an excellent quality crimped and hooked 100% beeswax foundation in the following sizes and quantities.

We will try shipping your foundation during winter with your woodenware order but only at your request and with the understanding that there could be some breakage. We will not assume responsibility for replacement. If you do not want the risk, we can wait till warmer weather to ship your foundation with the added shipping cost.

Size	CAT #	Sheets	12 1/2 lb.	25 lb.	5+ 25 lb. boxes
Deep	WD	1.10	88 shts. 1.05	175 shts. .99	.94
Medium	WM	.70	138 shts. .67	275 shts. .63	.60
Shallow	WS	.64	150 shts. .61	300 shts. .58	.55
Cut Comb (shallow)	CCS	.44	225 shts. .42	450 shts. .40	.38

**Note:** Sheet quantities are approximate.

We are a Pennsylvania dealer for Pierco inserts. The deep inserts are black and the medium and shallow are white, each with a wax coating. Black is preferred for deeps because it is easier to see eggs with a black background. White is preferred for honey suppers because it allows you to evaluate honey color better.

We have heard much controversy about the virtues and vices of plastic. Getting the bees to pull plastic foundation is tough without wax. With a sufficient wax coating the bees have been known to pull it out even in a nectar dearth. The inserts we handle come waxed but more can be applied by dipping in wax or with a roller.

Medium inserts can be used for shallow frames but will need to be cut down. We can do this for \$.03 per sheet more. If you purchase these, we recommend using wedged top bars for the frames to accommodate the thick cutting edge.

For more than 100 please order by the case of 100.

	Price
Clean light	2.50
Clean dark	1.93
Dirty wax or cappings	0.83

## Pierco Waxed Plastic Inserts



Size	CAT #	10-100	200-500	600-1000	1000+
Deep	PD	.95	.92	.90	.88
Medium	PM	.85	.82	.80	.78
Shallow	PS	.88*	.85*	.83*	.81*

\*Extra charge required because we need to use medium inserts and cut them down.

## We will buy your wax!!!

Send us your stock of wax. We will evaluate it, weigh it, and send you a check. Call for details.

## Essential Oil Pack



Essential oils, thymol, and more are mixed with sugar and vegetable shortening to provide a healthy addition to hive care. We kept them on all season and had a wonderfully hard time finding mites to count in the fall. It's also rumored that the essential oils are doing something good to the immune system and cell health. Our bees looked pretty good this fall and we think yours can too.

CAT #	Price
EOP	1.25

## Protein Pack

With all the pressures of pesticides, disease, monoculture, and urban encroachment, it is becoming imperative to supple-



ment our bee's diet. These two pound protein packs have all the ingredients necessary to build and maintain brood and hive health. No soy products, no pollen, no high fructose corn syrup—all potentially hazardous substances. Side by side tests with other protein supplements indicate superior results.



CAT #	Price
PP	3.99

## Sugar Patties

Similar in formulation to the protein packs, these sugar patties have less protein and more sugar to aid in overwintering and early spring build up. An excellent survival tool!

CAT #	Price
SP	3.99





## Mite Away Quick Strips

Greatly reduce your mite population with Mite Away Quick Strips. This formic acid treatment provides a safe and effective mite control.

	CAT #	Price
Bucket of 10 pads	MAQS	52.50



## Honey B Healthy

Another excellent tool in the arsenal against viruses and a stimulant for hive health. Made with essential oils including lemongrass and spearmint, this product has been a real boon for all who have used it, even saving some large beekeepers from disaster. We recommend mixing it with all syrup feedings and using it in a drench every time you visit the hive. Instructions for use will be included.

Size	CAT #	Price
Gallon	HBHG	98.99
Pint	HBHP	18.67



## Amino B Booster

A liquid protein that does work. Boosts brood and improves colony vitality.

Size	CAT #	Price
Gallon	ABBG	98.99
Pint	ABBP	18.67

## Bee Suit

Our own pattern with all your favorite features—zippered hood with mesh screen, chest pockets, hip and side pockets, hive tool pocket, zippered pants pocket access, 12" leg zippers, elastic sleeves and legs. Virtually bee-proof. The real Protector.

**Collapsible veil supports itself when on, but collapses for comfort when off.**



**Overlapping zippers with Velcro flap besides**

**Thumb holds with elastic wrists.**

**Each bee suit will have our embroidered logo on the left chest pocket**



**12" zipper and elastic at bottom of legs.**

Size	CAT #	Price
4X Large	PBS4XL	65.00
2X Large	PBS2XL	65.00
X Large	PBSXL	65.00
Large	PBSL	65.00
Medium	PBSM	65.00
Small	PBSS	65.00
X Small	PBSXS	65.00



## Bee Jacket

A shortened version of our bee suit, this jacket has the same sturdy fencing hood, deep pockets, plus elastic around the waist.



Size	CAT #	Price
4X Large	PBJ4XL	45.00
2X Large	PBJ2XL	45.00
X Large	PBJXL	45.00
Large	PBJL	45.00
Medium	PBJM	45.00
Small	PBJS	45.00
X Small	PBJXS	45.00

## Bee Veil

A Fencing style tie veil that does not need a hat.

CAT #	Price
PBV	14.95



## Goatskin Gloves

Supple even after wet, washable, ventilated, long-sleeved. These were the requirements. We found them in these excellent, cost-effective gloves. Available in five sizes.



Size	CAT #	Price
Extra Large	GGXL	14.95
Large	GGL	14.95
Medium	GGM	14.95
Small	GGS	14.95
Extra Small	GGXS	14.95



**Long sleeves that reach above elbows will not slide off even with very strenuous work.**

## Eyelets and Eyelet Punch

Use eyelets to reinforce holes in end bars when wiring frames.



	CAT #	Price
Eyelet Punch	HEP	5.82
Eyelets— 1000 per pack	HEYE1000	6.49
Eyelets— 250 per pack	HEYE250	1.66



## Wire and Spur Embedder



Wiring foundation to frames is an excellent way to ensure straight comb, but you've got to have the tools. Wire is available in three lengths. Spur embedder is used to embed wire in foundation and works best when warm.

	CAT #	Price
Spur Embedder	HSE	11.60
Wire— 700'	HW700'	5.26
Wire— 1400'	HW1400'	7.92
Wire— 7000'	HW7000'	30.62

## Frame Spacer

8-frame pictured



Metal frame spacers are designed to space your frames easily and quickly. They fit in all 10 frame supers or hive bodies, and allow even bee space throughout the entire box.

	CAT #	Price
9-frame	FS9	.56
8-frame	FS8	.56

## Support Pins



..... **Metal Pin**

..... **Plastic Pin with rounded head** and flat side for easy alignment with foundation

..... **Plastic Pin with square head**

These plastic pins can be reused by boiling in water to remove wax and propolis.

	Amount per pack	CAT #	Price
Square Head Plastic Pins	250	HSPPS250	14.53
Square Head Plastic Pins	1000	HSPPS1000	58.00
Rounded Head Plastic Pins	250	HSPPR250	14.53
Rounded Head Plastic Pins	1000	HSPPR1000	58.00
Metal Support Pins	250	HSPM250	14.53
Metal Support Pins	1000	HSPM1000	58.00

## Hive Staples



CAT #	Price
HHS1	3.20

These staples are used to staple the hive body to the bottom board. 1 lb./box.

## Nails

	Items nails are used for	Nails Needed / item	# Items to be made /	lb. / Bag	Approx # Nails / Bag	CAT #	Price per Bag
<b>1 1/4" Drywall</b>	Nailing Lid Plywood to Skirt	22	16	1	356	HNDW1	1.90
	Nailing Migratory Lid Top Cleats	12	29				
	Nailing in Feeder Plywood	28	12				
	Nailing Economy Nuc Lid	8	44				
	Nailing Economy Nuc Bottom Board	11	32				
	Nailing Bottom Board Closure Strips	8	44				
<b>6 penny</b>	Nailing Lid Skirts	8 or 16*	33 or 16*	1	267	HN6d1	1.72
	Nailing Feeder Corners & Webs	16 or 24*	16 or 11*				
	Nailing Rabbeted Deeps	16 or 32*	16 or 8*				
	Nailing Rabbeted Mediums	16 or 28*	16 or 9*				
	Nailing Rabbeted Shallows	12 or 24*	22 or 11*				
	Nailing Migratory Lid Cleats	22	12				
	Nailing Economy Nuc Lid	6	44				
	Nailing Bottom Board Rails to Tongue and Groove Panels	16	16				
Nailing Screened Inner Covers	6	44					
<b>8 penny</b>	Nailing Lid Skirts	8*	20*	1	161	HN8d1	1.53
	Nailing Feeder Corners	8*	20*				
	Nailing Rabbeted Deeps	16*	10*				
	Nailing Rabbeted Mediums	12*	13*				
	Nailing Rabbeted Shallows	12*	13*				
	Nailing Fingerjoint Deeps	40	4				
	Nailing Fingerjoint Mediums	28	5				
	Nailing Fingerjoint Shallows	24	6				
<b>5/8"x19 gauge</b>	Tacking Top Bar Wedge	4	525	1/2	2100	HN5/81/2	2.07
	Holding Wire for Wiring Frames	2	1050				
<b>3/4"x18 gauge</b>	Nailing Inner Covers	8	310	1	2487	HN3/41	4.17
	Nailing Frame Spacers in Place	8/box	310				
<b>1 1/4"x17 gauge</b>	Nailing Frames	10	115	1	1150	HN11/41	3.43
	Nailing Screened Inner Cover Strips	10	115				
<b>Aluminum trim</b>	Nailing Aluminum on Lids	16	12	1/4	202	HNAT1/4	2.80


\*The number of 6d and 8d nails you will use for rabbeted boxes will depend on whether you want to use 8d nails through the sides for extra strength. You may decide to use all 6d to keep it simple.

**Frame Assembly Jig**

Make your frame assembly easier with our new assembly jig. Securely clamp the bars for 10 frame, glue, and add top bars and bottom bars and nail or staple. Medium jig shown; deep and shallow also available.



**Step 1**  
Insert End bars  
and clamp.



**Step 2**  
Insert Top Bars and  
staple.

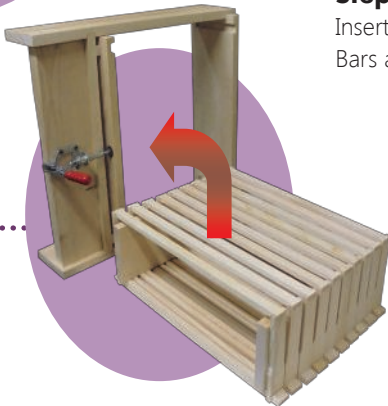


**Step 3**  
Flip upside down.



**Step 4**  
Insert Bottom  
Bars and staple.

**Step 5**  
Remove jig.



CAT #	Price
FAJD	26.95
FAJM	24.95
FAJS	23.95

**Smoker**



Stainless steel; 10-inch.

CAT #	Price
SMK	24.99

**Hive Tool**

This ten-inch hive tool is very strong with a large hooked end for prying.



CAT #	Price
HT	3.11

*Beekeeping Books*

**First Lessons in Beekeeping**



Keith S. Delaplane  
166 Pages

First Lessons in beekeeping provides the new beekeeper with informative text and liberal color photos that demonstrate the techniques described. This edition features a touch of beekeeping history along with the modern practices needed for success with honey bees. Although designed to guide the beginner in the first steps to becoming a beekeeper, this book is one that all beekeepers can enjoy benefit.

	CAT #	Price
Soft cover	BFLIB	8.95



With pictures and instructions, this free Assembly Instructions booklet should help you put your woodenware together. Mention it when placing your order.

**Assembly Instructions**

CAT #	Price
AIB	FREE

## How does a Dealership Work?

### Do we have dealerships?

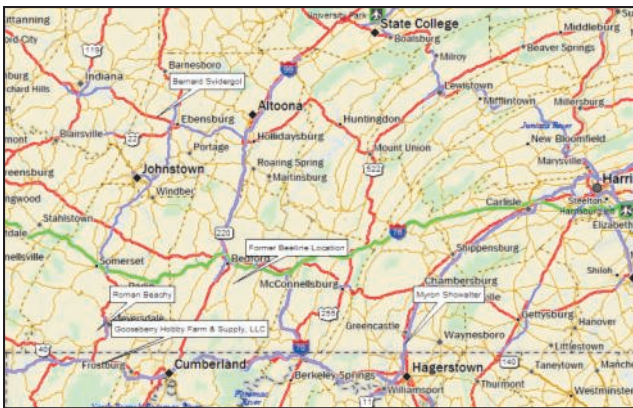
Absolutely. If you would like to pick up from a dealer close to you, please contact them to inquire whether they have what you want and when it would suit to pick up. Our dealers will not necessarily have everything we carry. They are there to cut down shipping costs for you, so at least check. If they cannot provide the item(s) you are interested in, you may order directly from us. (please see page 31 for a list of our major dealers across the nation.) **Note: We also have some smaller dealers. Perhaps we have a dealership near you that is not listed here. Please call and let us check out your area for you.**

### Can you be a dealer?

In the past, we were interested in establishing as many dealerships as possible. This widens customer base and provides a cheaper product to the end customer. This plan has worked well and we will establish more as opportunity allows. 2012 was so busy that we began limiting the number of new dealerships. If you are interested in dealing, contact us and we will evaluate your request in light of the area and our busy-ness. Call us for more information and ask for our Dealership Policy.

### Will you maintain a presence in Bedford?

We understand you're frustration with our move, and wish to eliminate as many problems as possible. We wish to satisfy our backyard beekeepers who have been buying here at Bedford. With this in mind, we have contacted a few local individuals who are very willing to remedy this problem and carry a basic line of products. While you will not find us in Bedford, perhaps one of these individuals can meet your need. We invite you to contact them:



**Myron Showalter**, 717-598-8184  
178 Milnor Rd., Greencastle, PA 17225

**Dennis Rhodeheaver**, 301-616-9717  
2099 Lower New Germany Rd.  
Frostburg, MD 21532  
gooseberriecottage@gmail.com

**Roman Beachy**, 814-289-5457  
273 Pleasant Hill School Rd.  
Meyersdale, PA 15552

**Bernard Svidergol**, 814-749-7415  
2654 Ben Franklin Hwy, Ebensburg, PA 15931

## CANADA

Dancing Bee Apiaries  
Todd Kalisz  
905-753-2623  
3384 Loyalist Rd.,  
Canton, Ont. L1A 3V7  
tak@netscape.ca  
www.dancingbeehoney.com

## KENTUCKY

The Honey & Bee Connection  
Jim Coss  
606-207-7785  
80 Emory Branch Rd.  
Morehead, KY 40351  
jcoss@thehoneyandbeeconnection.com

## MARYLAND

Honey Bee Habitat  
Steve Collings  
240-285-9250  
17 East A St.  
Brunswick, MD 21716  
Steve@HoneyBeeHabitat.com  
www.HoneyBeeHabitat.com

HTK Beekeeping Supply  
Chris Krantz  
301-693-8344  
118 E 5th St.  
Frederick, MD 21701  
*By appointment only*  
sales@htkbeesupply.com  
www.htkbeesupply.com

## MISSISSIPPI

Southern States Bee Supply  
John Mosby  
601-513-5151  
P.O. Box 174  
Taylorsville, MS 39168  
ssbeesupply@gmail.com

## MICHIGAN

Golden Harvest Apiaries  
Robert Hollis  
810-338-523 (cell)  
7141 General Squire Rd.

Almont, MI 48003  
goldenharvest@charter.net

## MISSOURI

Abe Yoder  
27257 Gentry Nodaway Rd.  
Ravenwood, MO 64479

## NEW JERSEY

Bee Flower and Sun Honey  
Larry Saums  
908-735-6946  
378 Rick Rd.  
Milford, NJ 08848  
beeflowerandsunhoney@yahoo.com

## OREGON

Warren Ewing  
971-222-4042  
12320 Highway 47  
Carlton, OR 97111  
swewing@hotmail.com

## PENNSYLVANIA

Bedillion Honey Farm  
Mark Bedillion  
724-747-4645  
1179 Burgettstown Rd.  
Hickory, PA 15340  
Mark@BedillionHoneyFarm.com  
www.BedillionHoneyFarm.com

Nelson Brenneman  
717-225-3076  
4521 Zeiglers Church Rd.  
Spring Grove, PA 17362  
pantherhillfarms@hotmail.com

## TENNESSEE

Smokey Ridge Apiaries  
Coley and Judy O'Dell  
865-984-5393  
368 O'Dell Rd.  
Maryville, TN 37801  
yogi49bear@yahoo.com

## VIRGINIA

Virginia Bee Supply

Jerry Headly  
540-905-5563  
6572 Weaver Ln.  
Bealeton, VA 22712  
VAbeesupply@aol.com  
www.virginiabeesupply.com

## Valley Bee Supply

Shane Klatterbaugh  
540-941-8127  
46 Tinkling Spring Rd.  
Fishersville, VA 22939  
email@valleybeesupply.com

## Andy Westrich

757-513-2467  
68 Sherry Dell,  
Hampton, VA 23666  
jandy618@juno.com

## Harold Plasterer

7218 Courthouse Rd.  
Louisa, VA 23093  
540.967.5687  
540.729.6932 (Alt.)

## BeeCause, LLC

Tom Hale  
540-659-2245  
538 Hope Rd.  
Safford, VA 22554-5219  
beecause.llc@gmail.com  
www.beecause.net

## WEST VIRGINIA

### Busy B

Mark Baker  
304-671-3562  
605 Diamond Ave.  
Martinsburg, WV 25404  
markbusyb@aol.com

## WASHINGTON

### Sunny Bee Honey Farm

Alicia Halbert  
38619 180th Ave. SE  
Auburn WA 98092  
253-951-2687  
sunnybee@skynetbb.com

*Notice!!*

EASTERN BRANCH IS..

# *Moving* TO MICHIGAN!!!

We are grateful to the Lord for providing us with a wonderful opportunity on which to permanently establish our beehive manufacturing facility.

We welcome you to look us up at 20960 M-60, Mendon, MI 49072 soon after New Year's.

We realize this move takes us further away from our current PA base. To our backyard beekeepers near Bedford, we want to continue supplying your beekeeping needs. Please see page 30 where you will find a list of some individuals who will carry some our products. We feel confident it is loaded with benefits for all. See page 2 inside for more details.

*New Contact Information:*  
effective Jan. 1, 2013

**PHONE:** 269-496-7001 **FAX:** 269-496-7005

**ADDRESS:** 20960 M-60, MENDON, MI 49072

5765 Main Road,  
Bedford, PA 15522-4856

RETURN SERVICE REQUESTED

**BEE LINE**  
APIARIES & WOODENWARE

